


Spelling practice



by: Samantha Almaguer

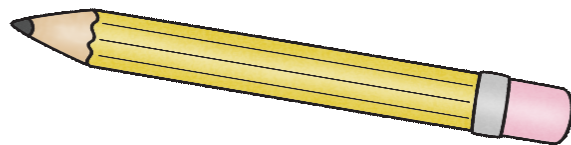
Thank you!

Thank you so much for stopping by my TpT store to download this spelling freebie! These spelling practice pages are what I use all year long for basic spelling homework or seat work. Just copy a few class sets of each page, and you're all set!

Spelling practice *simplified!*
♥ Samantha Almaguer

Directions for Spelling Practice Pages

- ABC Order / 3 Times Each: Students can use the alphabet on the top of the page to help them put their spelling words in ABC order. Then, they write them two more times each.
- Stair Step Spelling: Students will write each of their spelling words in a "stair step" pattern by writing the first letter, then the first and second, then the first, second, and third, and so on... until the word is written completely. (See example on page)
- Picture Spelling: I usually take time to go through our spelling list at the beginning of each week by saying each word, clapping and spelling it, talking about it's meaning, and then using it in a sentence. After all words have been taught and practiced, students can then make an illustration for each word.
- Pencil / Crayon: Students need to practice writing their words in pencil and then in crayon. I usually have my students write them two times on each side.
- Sentences: Students choose 10 words to write a sentence for each. They need to underline the word, and follow the checklist on the bottom of the page.



Name: _____

Date: _____

ABC Order / 3 Times Each

Write your spelling words in ABC Order, then two more times each!

a b c d e f g h i j k l m n o p q r s t u v w x y z

1.	_____	_____	_____
2.	_____	_____	_____
3.	_____	_____	_____
4.	_____	_____	_____
5.	_____	_____	_____
6.	_____	_____	_____
7.	_____	_____	_____
8.	_____	_____	_____
9.	_____	_____	_____
10.	_____	_____	_____
11.	_____	_____	_____
12.	_____	_____	_____
13.	_____	_____	_____
14.	_____	_____	_____
15.	_____	_____	_____

Name: _____ Date: _____ Stair Step Spelling

c																								
c	a																							
c	a	t																						

Name: _____

Date: _____

Picture Spelling

1. _____

2. _____

3. _____

4. _____

5. _____

6. _____

7. _____

8. _____

9. _____

10. _____

11. _____

12. _____

13. _____

14. _____

15. _____

Name: _____ Date: _____

Pencil / Crayon

Directions: Write your words two times each in pencil, and two times each with a crayon.



1. _____
2. _____
3. _____
4. _____
5. _____
6. _____
7. _____
8. _____
9. _____
10. _____
11. _____
12. _____
13. _____
14. _____
15. _____



_____	_____
_____	_____
_____	_____
_____	_____
_____	_____
_____	_____
_____	_____
_____	_____
_____	_____
_____	_____
_____	_____
_____	_____
_____	_____
_____	_____
_____	_____
_____	_____

Name: _____ Date: _____

Spelling Sentences



Directions: Choose 10 spelling words and write a sentence for each.


Be sure to start each sentence with a different word, and use the checklist at the bottom of the page!

1. _____
2. _____
3. _____
4. _____
5. _____
6. _____
7. _____
8. _____
9. _____
10. _____

Checklist: ☐ Capitals ☐ Periods ☐ Spelling ☐ Underline the word used in the sentence!

Acknowledgements and Terms of Use

Special thanks to the following artists for the adorable graphics and fonts used in this unit!



Thank you for downloading this FREEBIE! You are welcome to share photos or examples on your classroom website or blog. I just ask that you please give me credit by either linking to my TpT store or my blog!

Be sure to click the GREEN STAR to FOLLOW ME on TpT for more great FREEBIES and new products! You can also check out my blog for more fresh ideas for the classroom, or LIKE me on Facebook!
<http://makinglemonadeinsecondgrade.blogspot.com>

